


CITY OF BOULDER CITY, NEVADA

Annual Governmental Funds Budget

EXECUTIVE SUMMARY

for the Fiscal Year Beginning July 1, 2025

FY26



Reprint Date: May 14, 2025



Mayor
Joe Hardy



Council Member
Cokie Booth



Council Member
Steve Walton



Council Member
Denise Ashurst



Council Member
Sherri Jorgensen



City Manager
Ned Thomas,
AICP




Finance Director
Cynthia K. Sneed,
CPA, CGFM

City Clerk's Office
Tami McKay

City Attorney's Office
Brittany Walker, Esq.

Municipal Court
Victor Miller, Judge

Public Works Department
Gary Poindexter



**Community Development
Department**
Michael Mays, AICP

**Parks & Recreation
Department**
Julie Calloway

Police Department
Timothy Shea

Fire Department
Gregory Chessor (acting Chief)
MBA, MS, CFO, MIFireE

INTRODUCTION

We are pleased to present to the residents of Boulder City the Executive Summary of the Governmental Funds Annual Budget for FY26. The budget reflects the priorities of the City Council and responds to the fiscal challenges of the City. This document provides information for the City's General Fund. Some may find the Annual Budget information technical and complex. In this easy-to-read executive summary, residents can view the highlights of the next fiscal year's budget in a more engaging format.

We are happy to report we have a balanced budget and have set a fiscally stable course for our community. In this document we have also highlighted some interesting facts about your community. We hope you enjoy the budget summary and share our excitement for what the future holds for the City of Boulder City.



Beginning with the FY23 budget cycle, the City developed the budget as an interactive online budget book, powered by ClearGov, a leading provider of Budget Cycle Management software for local governments. The Digital Budget Book offers another option in place of PDF or printed budget books that can be difficult to navigate and comprehend. The City's annual budget is now presented online in an intuitive format with interactive graphs and tables designed to make complex financial data more understandable for everyone.

The Digital Budget Book can be found at:

www.bcnv.org/budget

Open Finance Portal

Beginning January 1, 2020, the City made it easier to review the City's finances. This website provides detailed information about revenues, expenditures, vendors who are paid, project expenditure status, and more. For more information, please visit:

<https://bcnv.finance.socrata.com/>

Table of Contents

- Community Profile
 - 4 •
- Boulder City at a Glance
 - 5 •
- Budget Process
 - 6 •
- Guiding Principles
 - 7 •
- Property Taxes
 - 8 •
- Employee Counts
 - 9 •
- Funding Details
 - 10 •

Strategic Plan

In late 2024, the City Council adopted a Strategic Plan that consisted of seven priority areas of focus, meant to guide the City through 2030. Those seven core areas are:


- Maintain High-Quality Recreation and Tourism Offerings for Residents and Visitors**
 -
- Continue Achieving Prudent Financial Stewardship**
 -
- Maintain Community Character Through the Growth Control Ordinance**
 -
- Continue Promoting Historic Preservation**
 -
- Maintain Dependable and Reliable Infrastructure**
 -
- Improve Public Health and Accessibility**
 -
- Continue to Maintain High Levels of Public Safety**

Community Profile

The City's July 1, 2024, population of 14,830 offers a quiet, small-town atmosphere found nowhere else in Southern Nevada. More importantly, it provides a welcome contrast and a dramatic alternative to the often frantic Las Vegas lifestyle. The City takes great pride in its historical past and abounds with cultural opportunities. It has a state-of-the-art library and a wealth of interesting and unique shops located in its historic downtown district.

Community Snapshot

Population **14,830**



Median Household Income

\$76,402



\$401,100

Median Home Value



★ VETERANS ★

Veterans of the U.S.
Armed Services

1,897

31.9%

Bachelor's Degree
or Higher



1,785

Students in
Boulder City
Schools



92%

High School
Graduation Rate

People Under
19 Years of Age

20.7%



People
Age 65 &
Over



29%

Boulder City Elevation Highlights

3,646'



Red Mountain
Highest Point

1,710'



Eldorado Dry Lake
Lowest Point

212



Square
Miles

Boulder City At A Glance

Public Safety




Fire Department
Medical Calls
2,132



Number of
all other Fire
Department Calls
378

Number of Fire
Hydrants
697



Animal Control
Responses
953



Animals
Adopted Out
142



Number of
Citations
4,557



Number of
Arrests
469

Utilities



Number
of Water
Customers
6,677

Potable Water Distributed
1,885,819,000
Gallons



Number
of Electric
Customers
8,249



Energy Peak
Demand
(July 10, 2024)
52 MW



Sewer Main
Pipelines
82.6
miles

Total Energy
Sold
160,992
MWh



Wastewater Treated
413,620,000
Gallons



Solid Waste
put in Landfill
19,628
tons



Storm Drain
Pipelines
23.5
miles



Sewer Lift
Stations
3



of Recyclables
Processed
1,116 tons



Number
of Trash
Customers
6,057

Parks & Recreation Facilities



Number of
Playgrounds
10



Number of Parks
17



Number of
Ballfields
8

Number
of Special
Classes
40



Number
Special Classes
Participants
3,649



Number of
City-owned
Golf Courses
2

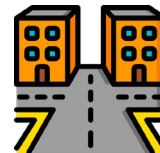


Number of
Rounds Played at
Golf Courses
(Boulder Creek)
55,126

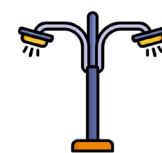


Number of
Rounds Played at
Golf Courses
(Municipal)
61,438

Infrastructure and Facilities



City-Maintained
Paved Roads
(miles)
88.25



Number of
Street Lights
2,232



Number
of Traffic
Signals
3



City HVAC
systems
Maintained
195



City Buildings
Maintained
82

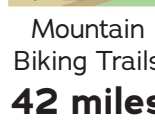
Average
Age of City
Buildings
60 years



Hiking/Biking
Trails
30 miles



Airport
Ranking
(out of 1,707
airports)
272



Mountain
Biking Trails
42 miles



Number of
Passenger
Enplanements
49,841



Understanding the Boulder City Budget Process

The City's budget reflects a community's values and outlines a vision for the future. Our budget is more than a technical document filled with numbers and data tables; it is focused on substantial investments that move Boulder City forward and advance our vision that preserves our status as a small town with small-town charm, historical heritage, and unique identity, while proactively addressing our needs and enhancing our quality of life.

Because of the importance of our budget to Boulder City's future, the Mayor, City Council, and City Staff are committed to a budget process that is transparent, accessible, and easy to understand. Creating this Budget Executive Summary overview document reflects that commitment. To make our budget more accessible and reduce the environmental impact, we have prepared the formal budget in a Digital Budget Book format

(www.bcnv.org/budget)

that is interactive and helps the community better engage in the budget process.

In this Executive Summary, you will learn about our budget process. You'll also learn more about the finances, precisely where our funds come from, where they go, and how we can invest to achieve further long-term fiscal health for the City of Boulder City.

After reading this document and the Digital Budget Book, we hope you better understand how this adopted budget advances our shared priorities and moves Boulder City forward and ways you can make your voice heard.

Key Budget Dates

The Adopted Budget for Fiscal Year 2026

Weeks of March 5th and 24th, 2025

Department Directors meet with Budget Manager and City Manager

April 2, 2025

Operating Budget presented to the Utility Advisory Committee

April 2, 2025

Staff led Citizen Workshop to review draft Operations and Maintenance Budget

April 15, 2025

City Council Budget Meeting to review the Tentative Budget

File the Tentative Budget with the City Clerk, County Clerk and Controller, and the Nevada Department of Taxation

May 13, 2025

City Council Meeting to review the Budget

May 27, 2025

Budget Hearing to adopt the Final Budget



Guiding Principles & Goals

Budgeting for the Future and Long-Term Fiscal Health

Boulder City is committed to budgeting for the future and advancing the long-term fiscal health of our city government. That's why we are taking steps in the budget and beyond to move towards a more proactive approach to building long-term fiscal sustainability. We continue to work to not just balance our budget and ensure it does not rely on service reductions, but also to take steps to reduce volatility in our budget and ensure we have the tools to deliver services to our growing community in the future. That's why across our city government, our goals are to achieve the following:

- A balanced budget
- Avoid running a deficit in our General Fund

Long-term forecasting shows that Boulder City may have to draw on our reserves. The gap between our program costs and our revenues continues to grow looking forward. To address this gap, Boulder City can:

- reduce expenditures by examining our lines of business and determining our core services;
- reduce our current service levels of operations; or
- enhance our revenue sources.

Historically, the City has opted to enhance our revenue sources to bridge the gap and avoid impacting our service levels.

Property Taxes

The current combined total tax rate for Boulder City residents continues to be one of the lowest in the State at \$0.2600 per \$100 assessed value. This compares with \$0.7408 for the City of Henderson, \$1.0515 for the City of Las Vegas, \$1.1587 for the City of North Las Vegas and \$0.5520 for the City of Mesquite.

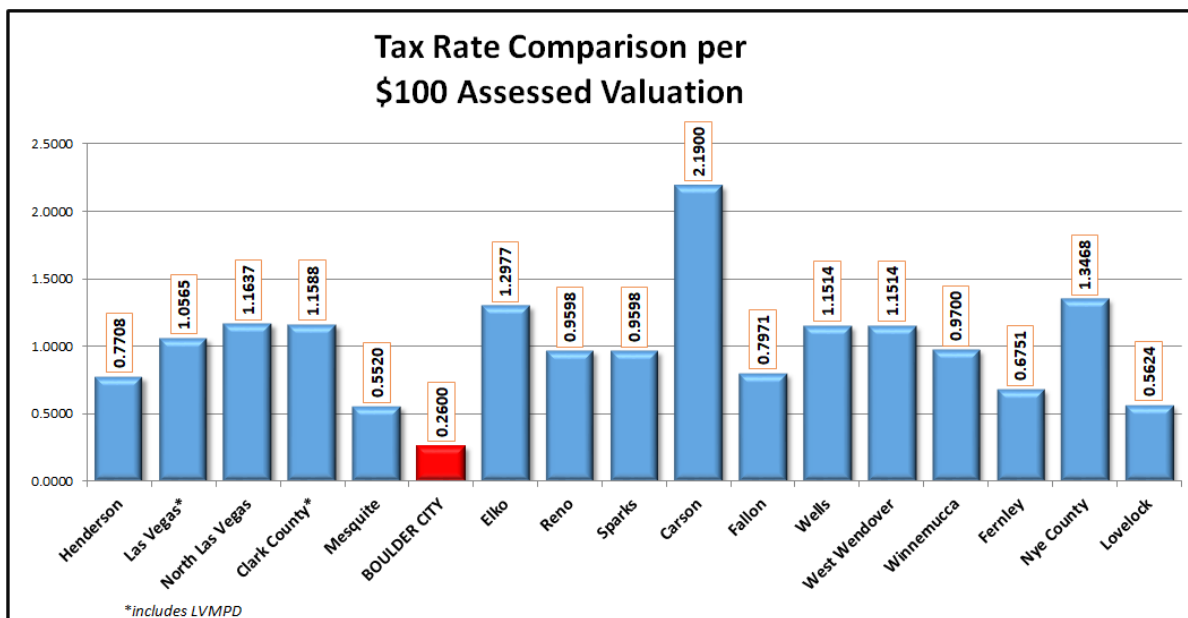
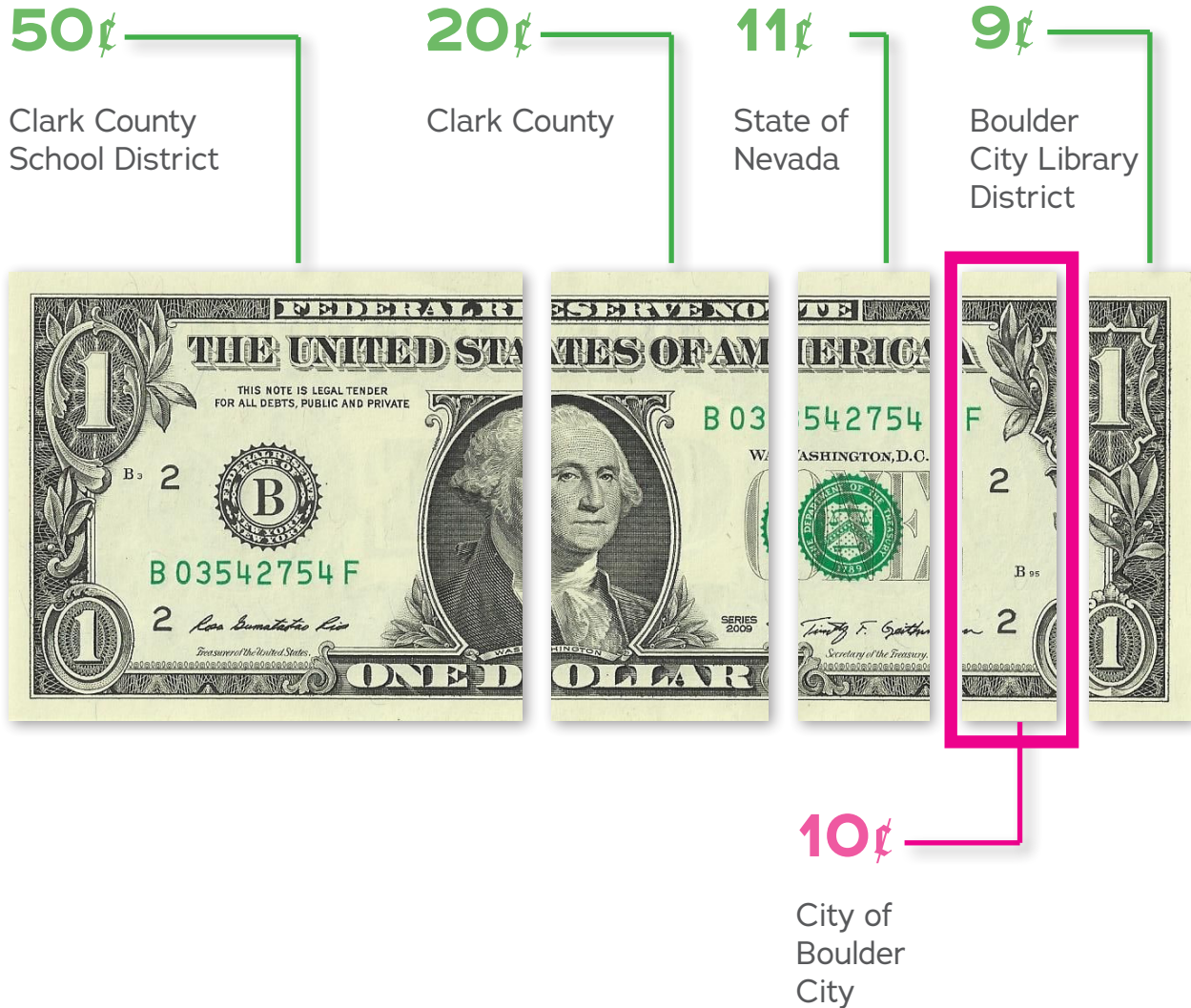
The table below shows the combined tax rate for a Boulder City homeowner. Property taxes are assessed per \$100 valuation, e.g., for every \$100 valuation, you will pay \$2.61 in property taxes.



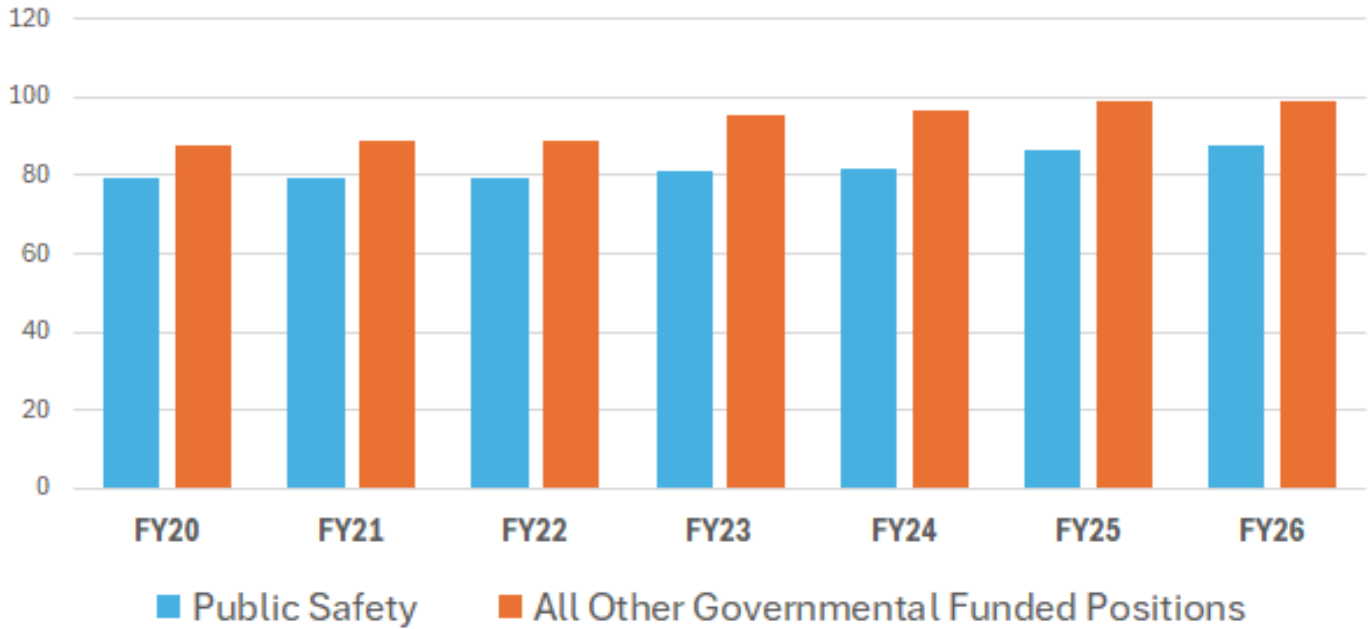
State of Nevada		0.2950
State of Nevada	0.1700	
Indigent Accident Fund	0.0150	
Assistance to Indigent Persons	0.1000	
State Cooperative Extension	0.0100	
Boulder City		0.2600
Boulder City	0.2600	
Boulder City Library District		0.2222
Boulder City Library District	0.2222	
Clark County		0.5291
Clark County Capital	0.0500	
Clark County Family Court	0.0192	
Clark County General Operating	0.4599	
Clark County School District		1.3034
Clark County School District Debt	0.5534	
Clark County School District Maintenance and Operations	0.7500	
TOTAL PROPERTY TAX RATE		2.6097

Where does your property tax dollar go?

In Boulder City, roughly fifty cents of your dollar goes to the Clark County School District, twenty cents to Clark County, eleven cents to the State of Nevada, ten cents to Boulder City, and 9 cents to the Boulder City Library District.



Governmental Funds Funded Full-Time Employees (and Full-Time Equivalents)



Historical Budgeted Positions by Function:

	FY20	FY21	FY22	FY23	FY24	FY25	FY26
Public Safety	75.5	79.3	79.3	81.3	81.5	86.5	87.5
Culture & Recreation	14.6	14.6	14.6	16.4	16.4	17.4	15.8
General Government	25	26	27	28	28	30	30
Public Works	37	37	37	37	37	36	37
Judicial	5.8	5.8	5.8	7.8	7.8	7.8	7.8
Community Support	5.5	5.5	6.5	6.5	6.5	6.5	6.5
Total Employees	163.4	168.2	170.2	177	177.2	184.2	184.6

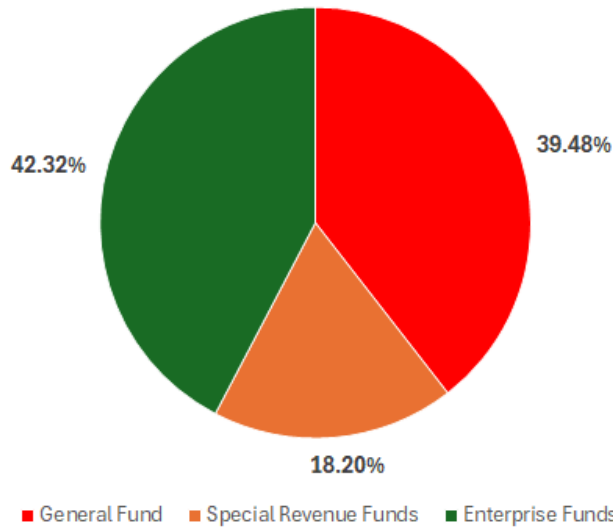
Employee count includes full-time employees and full-time equivalents.

For Fiscal Year 2025-2026, Boulder City will be adding one new position (Fleet Supervisor). (note: the additional public safety position was added mid-year in FY25).

The TOTAL employee count when including those employees funded through the City's Enterprise Funds for its business-type activities (i.e., Airport, Utilities, and Cemetery) for FY26 is 223.4.



Overview by Fund (All Funds):



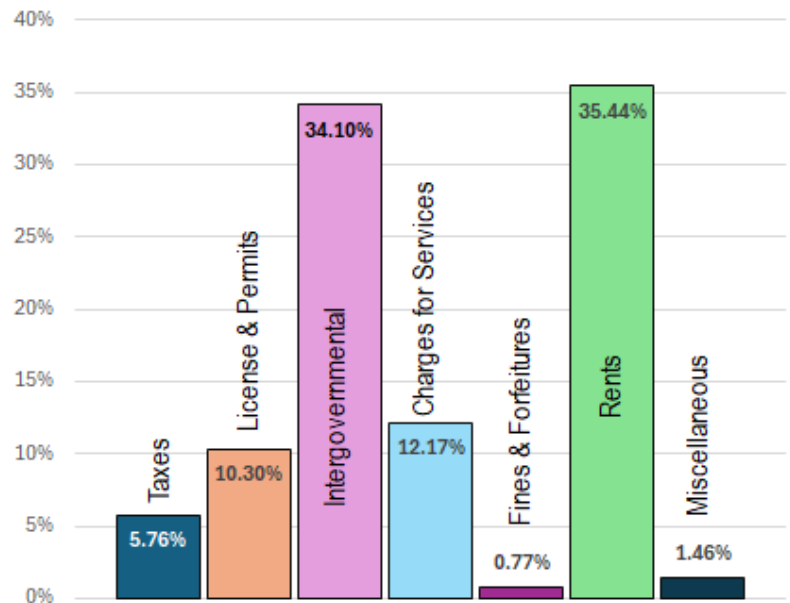
General Fund \$46,185,991
 Special Revenue Funds \$20,924,679
 Enterprise Funds \$49,506,763

(Capital projects are included within the respective fund totals)

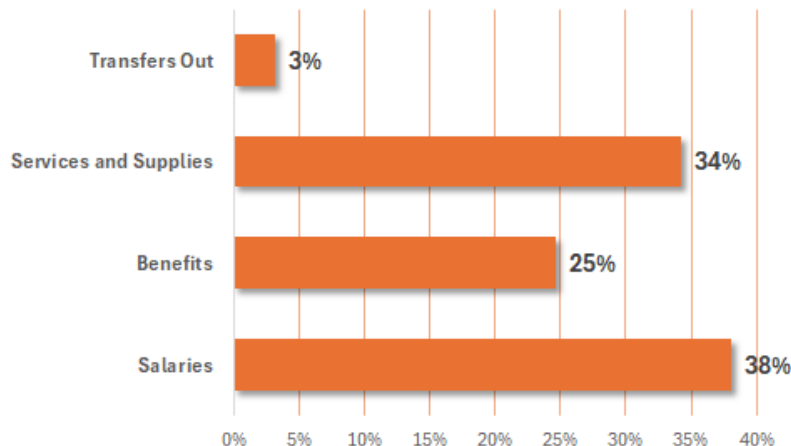
General Fund Revenues

Taxes \$2,658,453
 Licenses & Permits \$4,759,253
 Intergovernmental* \$15,751,238
 Charges for Services \$5,621,400
 Fines & Forfeitures \$355,500
 Rents \$16,366,566
 Miscellaneous \$673,581

*Intergovernmental revenue consists primarily of the Consolidated Tax - which is mostly sales tax



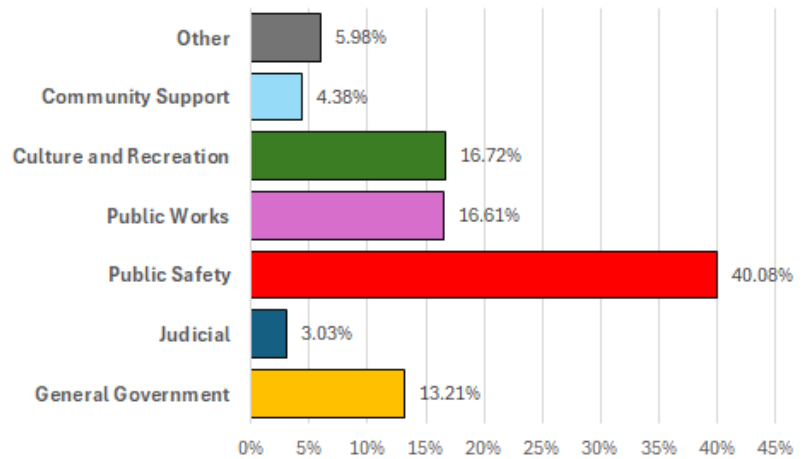
Where the General Fund Money Goes (by Category)



Salaries \$17,951,817
 Benefits \$11,642,495
 Services and Supplies \$15,707,362
 Transfers Out \$1,500,000

Where the General Fund Money Goes (by Function):

General Government	\$6,187,404
Judicial	\$1,416,752
Public Safety	\$18,769,740
Public Works	\$7,778,461
Culture and Recreation	\$7,829,589
Community Support	\$2,051,698
Other	\$2,800,000



General Fund: This fund is the city's primary operating fund.

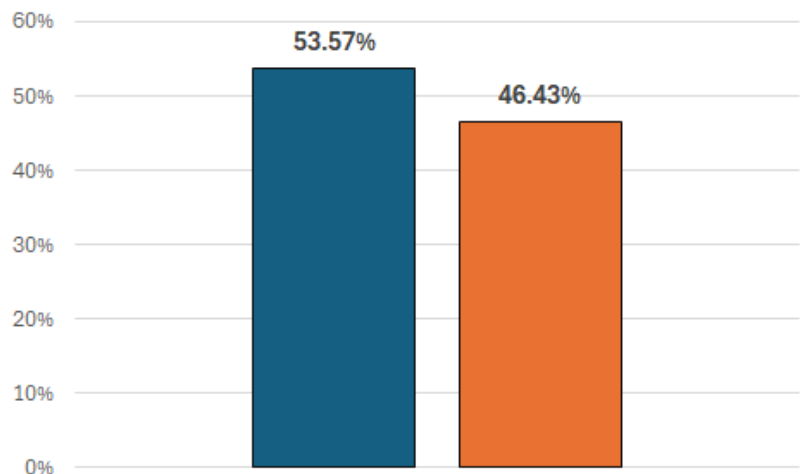
Special Revenue Funds: These funds account for revenues that are legally restricted for spending on specified purposes or have been set aside for specific purposes. Examples include our Acquisitions and Improvements Fund - used to fund our capital projects; More Cops Tax fund - used to fund law enforcement.

Enterprise Funds: These funds account for operations that are self-sustaining as a private business, such as the City's utilities (electric, water, wastewater and solid waste), airport, and cemetery.

Acquisitions & Improvements Fund: This fund is used for all governmental fund related capital projects (i.e., not a capital project associated with a utility, the airport, or the cemetery). This fund receives its funding from transfers from the General Fund, from the voter-approved Capital Improvement Fund, and grants.

Detail of the "Other" Category:

Transfers to Acquisitions & Improvements Fund	\$1,500,000
Contingency	\$1,300,000





Prepared by:
City of Boulder City
Finance Department
401 California Avenue
Boulder City, Nevada